

Scaled data based on original data using
LM-79-08 Approved Method: Electrical and Photometric Measurements of Solid-
State Lighting Products

Test Report Prepared for
Cooper Lighting Solutions
(formerly Eaton)

Brand: McGRAW-EDISON

Report Number: P386738

Luminaire Tested: **GWC-SA2B-830-U-T4FT-HSS**

Issue Date: 3/3/2020

Test Information

Test Method: LM-79-08
Report Number: P386738
TEST IS SCALED FROM IESNA LM-79-08 TEST DATA (G2-1903-205-17)
Test Lab: INNOVATION CENTER
Issue Date: 3/3/2020
Manufacturer: COOPER LIGHTING SOLUTIONS (FORMERLY EATON)
Product Line: MCGRAW-EDISON
Catalog Number: GWC-SA2B-830-U-T4FT-HSS
Description: GALLEON WALL LUMINAIRE
(2) 80 CRI, 3000K, 800mA LIGHTSQUARES WITH 16 LEDS EACH AND TYPE IV FORWARD THROW OPTICS WITH HOUSE SIDE SHIELD
Light Source: -
Ballast/Driver: ELECTRONIC DRIVER

Summary

Lumens per Lamp: N/A
Luminaire Lumens: 6731 lumens
Efficiency: N/A
Efficacy: 79.2 lumens/watt
Luminous Opening: Rectangular (W 1' x L: 0.5' x H: 0')
IES Classification: Type IV - Short
BUG Rating: B1 - U0 - G2

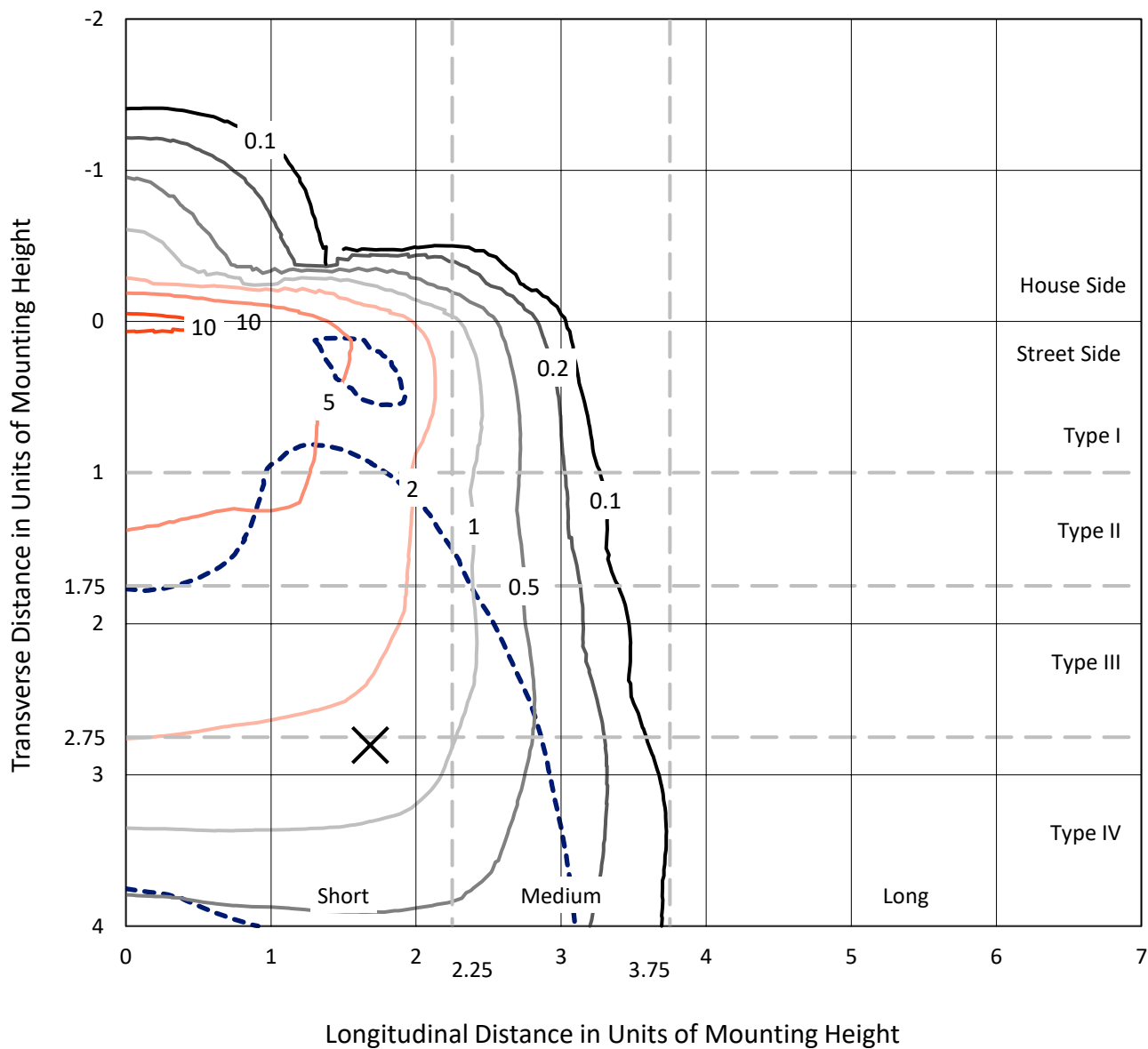
Input Watts (W): 85
Input Voltage (V): NR
Input Current (Ain): NR
Voltage Rise (V): NR
Power Factor: NR
Total Harmonic Distortion (THDi): NR
Frequency (hertz): 60
Stabilization Time: NR
Operation Time: NR
Ambient Temperature (°C): NR
Test Distance: 24 FT



REPORT NUMBER: P386738
 CATALOG NUMBER: GWC-SA2B-830-U-T4FT-HSS

Iso-Footcandle Lines of Horizontal Illumination

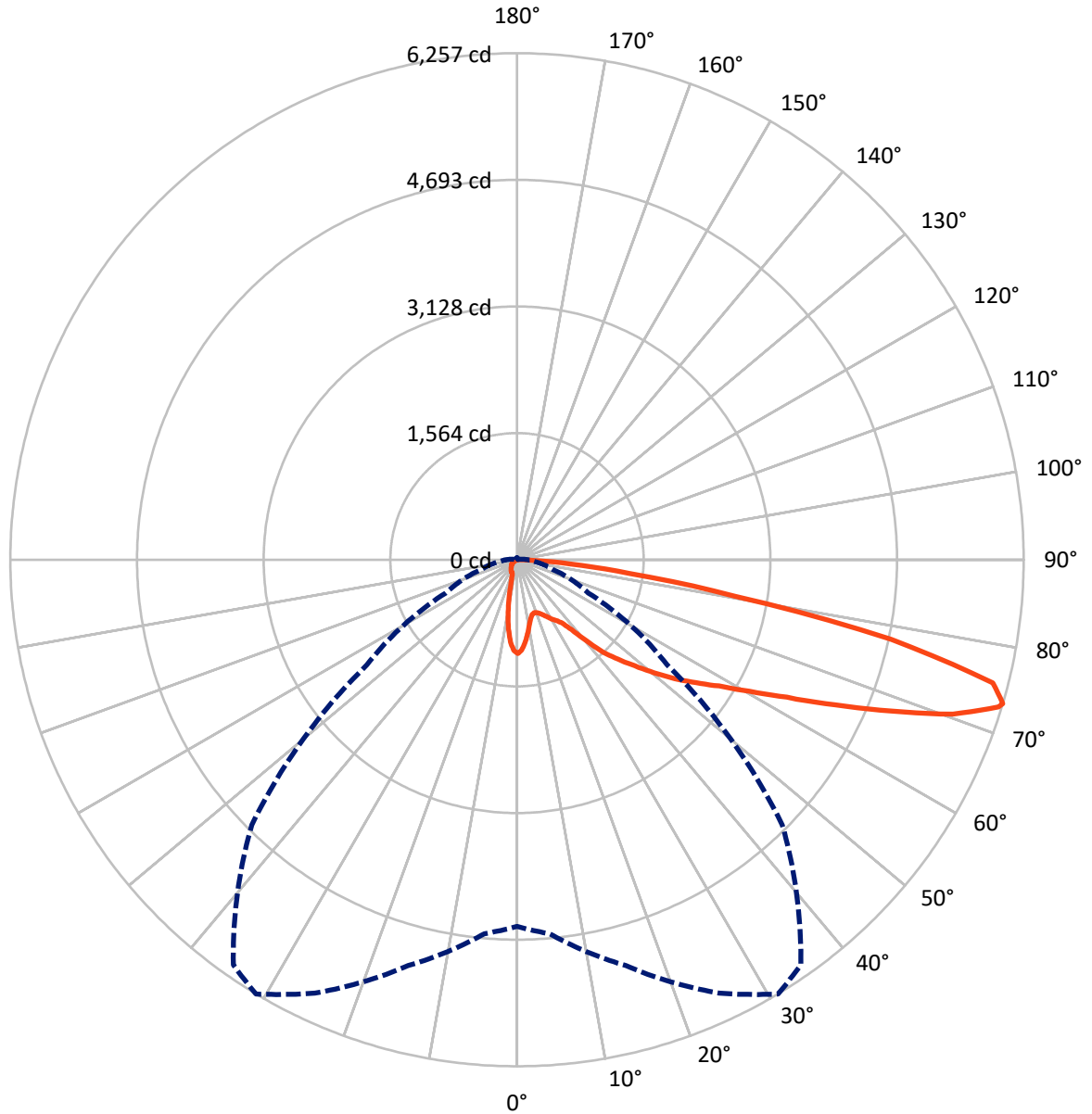
× Max cd
 - - - 1/2 Max cd



Based on 10 foot mounting height. Maximum calculated value = 11.6 fc
 Type IV - Short - N/A

REPORT NUMBER: P386738
CATALOG NUMBER: GWC-SA2B-830-U-T4FT-HSS

Luminous Intensity Polar Plot



— Vertical Plane Through 31-Deg Lateral - - - Horizontal Cone Through 73-Deg Vertical



REPORT NUMBER: P386738
 CATALOG NUMBER: GWC-SA2B-830-U-T4FT-HSS

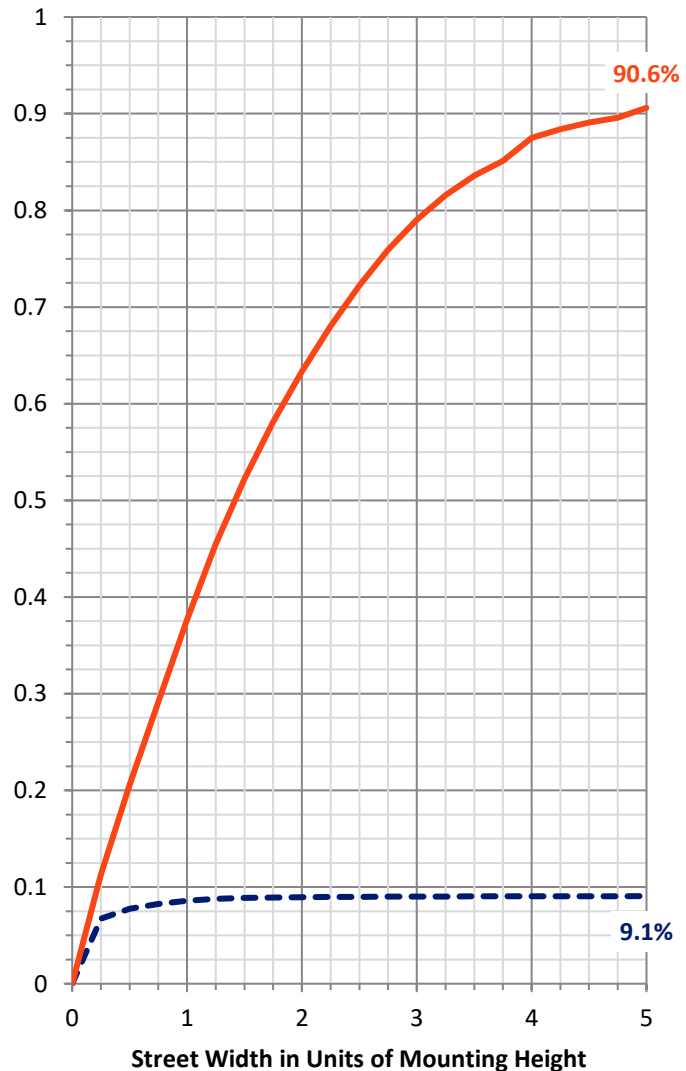
FLUX DISTRIBUTION:

		Downward	Upward	Total
House Side	Lumens	613.5	0.0	613.5
	% Fixture	9.1	0.0	9.1
Street Side	Lumens	6117.4	0.0	6117.4
	% Fixture	90.9	0.0	90.9
Total	Lumens	6731.0	0.0	6731.0
	% Fixture	100.0	0.0	100.0

Coefficient of Utilization

ZONAL LUMENS:

Zone	Lumens	% Fixture
0°-10°	96.0	1.4
10°-20°	208.5	3.1
20°-30°	312.4	4.6
30°-40°	497.0	7.4
40°-50°	887.5	13.2
50°-60°	1377.1	20.5
60°-70°	1830.7	27.2
70°-80°	1377.1	20.5
80°-90°	144.7	2.1
90°-100°	0.0	0.0
100°-110°	0.0	0.0
110°-120°	0.0	0.0
120°-130°	0.0	0.0
130°-140°	0.0	0.0
140°-150°	0.0	0.0
150°-160°	0.0	0.0
160°-170°	0.0	0.0
170°-180°	0.0	0.0
0°-90°	6731.0	100.0
0°-180°	6731.0	100.0



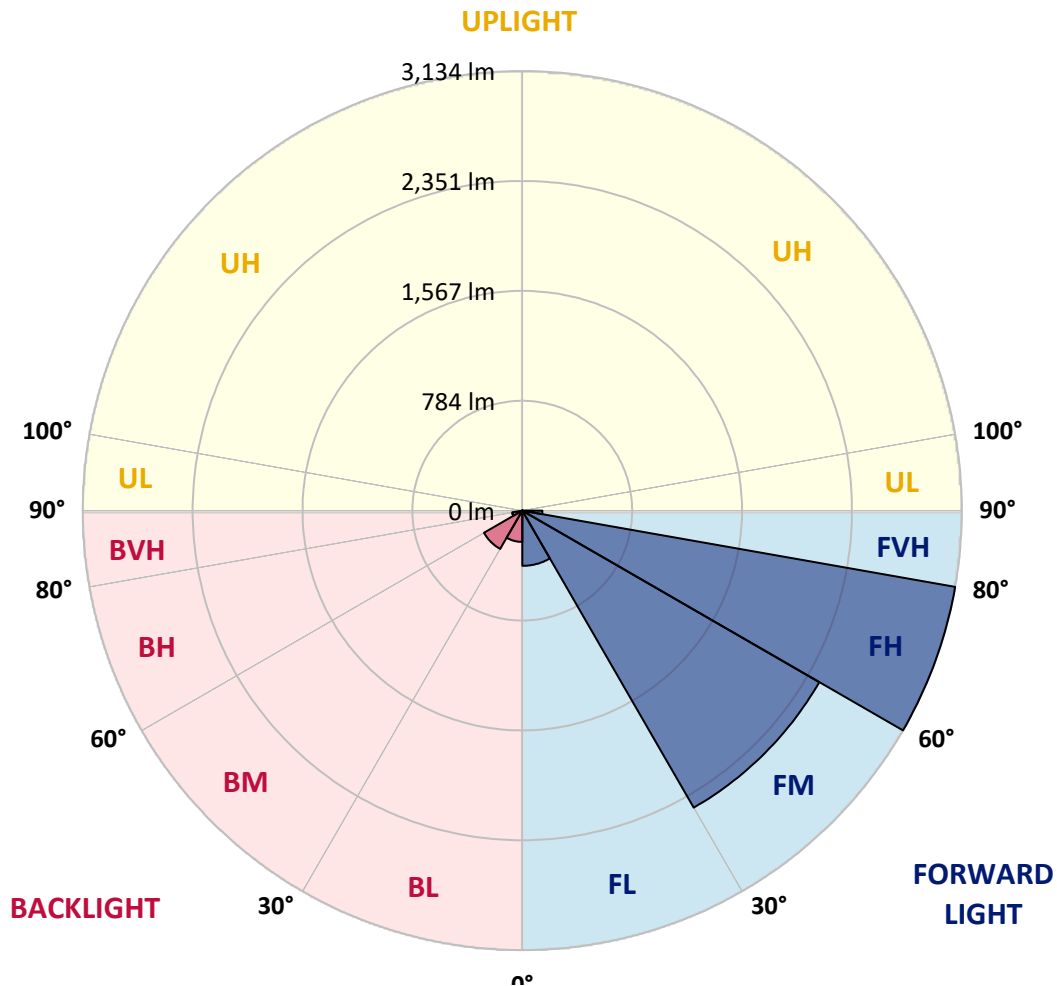
REPORT NUMBER: P386738

CATALOG NUMBER: GWC-SA2B-830-U-T4FT-HSS

LUMINAIRE CLASSIFICATION SYSTEM LUMEN TABLE AND BUG RATING:

Zone	Lumens	% Fixture	Zone Rating/Lumen Limit		
			B	U	G
FL (0°-30°)	393.8	5.9			
FM (30°-60°)	2445.8	36.3			
FH (60°-80°)	3134.4	46.6			G2/5000
FVH (80°-90°)	143.5	2.1			G2/225
BL (0°-30°)	223.1	3.3	B1/500		
BM (30°-60°)	315.8	4.7	B1/1000		
BH (60°-80°)	73.4	1.1	B0/110		G0/110
BVH (80°-90°)	1.2	0.0			G0/10
UL (90°-100°)	0.0	0.0		U0/0	
UH (100°-180°)	0.0	0.0		U0/0	

BUG Rating: B1-U0-G2
 Type IV Short





REPORT NUMBER: P386738

CATALOG NUMBER: GWC-SA2B-830-U-T4FT-HSS

CANDELA DISTRIBUTION (FULL):

	0°	5°	15°	25°	31°	35°	45°	55°	65°	75°	85°
0°	1158.1	1158.1	1158.1	1158.1	1158.1	1158.1	1158.1	1158.1	1158.1	1158.1	1158.1
2.5°	1097.5	1102.1	1107.0	1108.0	1116.3	1116.6	1128.4	1137.3	1146.2	1154.8	1157.8
5°	984.8	992.4	1001.3	1010.2	1027.6	1034.6	1063.6	1093.2	1121.5	1148.5	1161.7
7.5°	864.6	873.2	885.7	907.8	927.2	940.7	986.5	1039.2	1091.9	1141.6	1170.3
10°	754.9	762.8	776.0	799.4	829.4	847.8	909.4	982.5	1059.9	1135.4	1183.1
12.5°	685.1	689.4	696.6	721.7	748.7	769.4	841.9	932.5	1033.6	1135.0	1203.9
15°	672.3	673.6	667.6	678.8	699.9	720.0	793.5	891.9	1013.5	1140.3	1230.9
17.5°	692.7	692.0	672.3	670.9	687.7	704.2	769.7	864.0	999.3	1152.5	1265.8
20°	723.6	721.3	687.1	680.8	698.6	714.1	768.1	853.4	994.1	1172.9	1308.3
22.5°	764.8	760.9	707.2	700.6	719.7	735.8	788.5	863.6	998.7	1200.2	1357.7
25°	815.9	809.9	741.8	734.5	753.9	770.1	825.1	892.9	1012.5	1233.5	1420.3
27.5°	873.5	864.9	797.1	778.3	800.4	817.2	873.8	937.7	1034.2	1268.8	1497.0
30°	927.8	916.7	855.4	824.4	851.4	870.2	926.5	991.1	1069.2	1323.1	1602.1
32.5°	982.5	970.0	907.4	870.5	894.9	915.3	980.9	1064.5	1134.7	1406.1	1741.7
35°	1108.3	1095.2	1018.4	957.5	957.2	968.7	1057.0	1165.0	1221.3	1521.7	1908.4
37.5°	1320.1	1312.6	1239.4	1123.8	1092.9	1080.0	1160.7	1284.9	1345.8	1680.8	2096.5
40°	1552.0	1545.4	1463.4	1358.7	1311.6	1280.0	1309.6	1451.9	1521.7	1875.1	2288.5
42.5°	1813.9	1782.6	1636.3	1605.0	1562.9	1538.8	1512.2	1657.7	1737.8	2086.6	2478.9
45°	2051.7	1999.0	1809.3	1761.8	1752.3	1758.2	1773.0	1934.4	1980.9	2337.9	2668.6
47.5°	2193.3	2151.8	2006.2	1960.8	1958.1	1997.3	2109.3	2247.0	2223.0	2556.9	2835.6
50°	2328.0	2290.5	2169.6	2180.8	2193.0	2246.3	2491.1	2568.5	2444.0	2755.6	2988.7
52.5°	2437.0	2379.7	2316.5	2379.4	2439.4	2525.3	2885.0	2857.0	2600.7	2913.7	3119.8
55°	2500.0	2473.9	2504.6	2567.8	2680.5	2820.1	3256.9	3097.1	2715.4	3057.9	3207.1
57.5°	2730.5	2679.5	2740.4	2795.1	2942.0	3137.3	3575.4	3276.0	2798.0	3147.2	3227.2
60°	3009.5	2968.3	3004.2	3095.1	3293.4	3523.0	3873.1	3421.9	2841.2	3204.5	3175.2
62.5°	3453.5	3399.1	3376.8	3478.5	3741.4	3992.0	4099.1	3523.0	2831.6	3179.1	2996.7
65°	4048.3	3992.0	3891.9	3984.1	4318.4	4495.3	4351.7	3544.4	2765.8	2973.9	2545.4
67.5°	4657.7	4616.8	4531.2	4686.7	4988.4	5045.4	4618.8	3492.4	2553.6	2411.4	1798.4
70°	5060.2	5042.7	5098.4	5442.3	5711.4	5694.9	4863.9	3212.7	1990.4	1482.8	889.6
72.5°	4770.0	4853.7	5264.7	5888.2	6217.0	6082.6	4738.1	2467.0	1137.7	570.5	257.2
73°	4529.6	4636.6	5190.0	5905.0	6256.8	6109.6	4632.3	2264.5	969.7	450.3	195.0
75°	3151.1	3282.6	4296.7	5499.6	6070.4	5821.0	3861.3	1386.0	449.3	199.6	78.7
77.5°	1529.9	1627.1	2365.9	3973.6	4720.9	4548.0	2403.8	516.5	202.9	124.8	36.2
80°	571.1	635.0	1027.0	2022.4	2728.2	2799.7	1057.3	195.3	135.0	100.5	18.4
82.5°	149.5	166.7	378.8	901.8	1398.2	1463.4	333.3	98.5	98.8	82.7	11.2
85°	47.8	54.7	118.2	404.8	658.7	578.4	87.0	47.8	71.8	61.6	6.3
87.5°	5.9	7.6	37.5	95.2	145.3	80.7	13.5	14.2	30.6	34.3	3.6
90°	0.0	0.0	0.0	0.0	0.0	0.0	0.0	0.0	0.0	0.0	0.0



REPORT NUMBER: P386738

CATALOG NUMBER: GWC-SA2B-830-U-T4FT-HSS

CANDELA DISTRIBUTION (continued):

	90°	95°	105°	115°	125°	135°	145°	155°	165°	175°	180°
0°	1158.1	1158.1	1158.1	1158.1	1158.1	1158.1	1158.1	1158.1	1158.1	1158.1	1158.1
2.5°	1160.7	1159.1	1159.4	1150.8	1145.2	1134.0	1122.5	1117.2	1111.6	1109.3	1111.6
5°	1166.6	1163.7	1155.1	1128.8	1100.8	1064.5	1030.6	1004.9	972.6	963.8	973.0
7.5°	1175.9	1169.9	1144.9	1091.2	1029.0	959.8	882.1	825.4	779.0	749.0	759.9
10°	1189.4	1178.2	1127.8	1036.5	925.2	802.7	692.3	606.4	545.4	520.4	519.4
12.5°	1212.1	1191.0	1106.7	965.4	798.4	635.0	490.4	397.2	347.8	315.9	315.2
15°	1237.1	1206.2	1080.0	880.1	650.8	454.9	315.9	245.1	213.1	202.9	201.6
17.5°	1267.8	1223.6	1045.4	775.0	496.4	301.4	206.2	185.8	184.4	183.5	183.5
20°	1306.3	1244.4	1001.0	654.8	352.1	201.2	175.2	176.5	177.2	175.9	176.2
22.5°	1351.1	1265.5	947.9	525.7	238.1	168.3	167.7	169.3	170.0	169.3	169.6
25°	1403.1	1289.8	883.4	390.3	171.9	159.7	161.4	163.7	165.3	165.3	165.3
27.5°	1467.7	1319.5	805.7	272.4	148.5	150.9	155.5	159.7	162.1	162.7	162.7
30°	1551.7	1356.4	712.4	186.8	135.0	139.0	147.6	155.8	160.1	160.7	161.1
32.5°	1657.7	1397.9	604.4	138.0	123.5	126.5	135.7	149.5	157.8	159.1	159.1
35°	1779.3	1446.0	488.1	120.2	115.3	116.3	123.5	139.3	153.8	157.4	157.8
37.5°	1912.4	1493.4	371.2	112.3	108.4	108.4	113.6	127.1	144.3	155.5	156.8
40°	2036.5	1522.0	260.2	106.1	102.1	102.1	106.7	116.6	132.7	149.5	153.2
42.5°	2151.1	1531.9	181.2	100.1	96.2	97.2	101.1	109.0	121.2	138.0	141.3
45°	2269.1	1530.3	132.1	93.2	90.2	93.2	96.2	102.1	111.0	120.6	121.2
47.5°	2358.0	1516.4	104.7	86.6	84.6	88.6	91.2	95.2	100.1	99.5	99.5
50°	2441.3	1482.8	84.3	77.7	79.0	83.7	85.0	86.3	86.6	80.4	79.7
52.5°	2504.6	1430.5	67.5	68.2	73.5	78.1	76.7	74.8	71.5	63.9	62.6
55°	2525.6	1329.7	53.0	56.3	65.2	71.1	66.2	61.9	55.7	49.4	48.1
57.5°	2487.4	1199.6	43.1	43.8	55.0	59.9	54.3	49.4	42.5	37.2	36.2
60°	2406.4	1055.0	35.6	32.9	42.5	46.8	43.1	38.2	31.9	28.0	27.7
62.5°	2245.7	900.8	29.3	25.7	32.3	35.9	33.6	30.0	24.7	22.1	21.7
65°	1907.7	720.7	23.7	20.8	25.0	28.0	26.0	23.4	19.4	17.5	17.1
67.5°	1331.7	487.1	19.4	17.1	19.8	22.1	20.4	19.1	15.5	15.2	15.5
70°	642.3	234.8	16.1	13.8	15.5	17.1	16.5	15.5	14.8	17.1	19.8
72.5°	184.1	78.7	12.8	11.5	12.5	13.5	14.2	13.8	16.1	20.8	24.0
73°	141.6	63.6	12.2	10.9	11.9	13.2	13.8	13.5	16.5	21.1	24.0
75°	60.6	30.6	9.2	8.9	9.9	11.5	12.2	12.2	16.5	21.4	23.1
77.5°	27.3	16.5	5.9	6.9	8.6	9.2	10.2	10.2	13.2	16.5	16.5
80°	15.5	8.9	4.6	5.3	6.3	6.3	6.3	5.6	5.9	6.6	7.2
82.5°	9.9	5.9	3.6	4.3	4.0	3.3	2.6	2.6	2.3	2.6	3.3
85°	5.6	3.3	3.3	2.6	1.6	1.3	1.6	1.3	0.3	0.0	0.3
87.5°	3.3	2.0	1.0	0.0	0.0	0.0	0.0	0.0	0.0	0.0	0.0
90°	0.0	0.0	0.0	0.0	0.0	0.0	0.0	0.0	0.0	0.0	0.0

Signify Classified - Internal
Cooper Lighting Solutions Photometric Lab
1121 Highway 74 South
Peachtree City, GA 30269

Scaled Data Report



Report Generated By 670245982

Signify Classified - Internal
Cooper Lighting Solutions Photometric Lab
1121 Highway 74 South
Peachtree City, GA 30269

Scaled Data Report



Signify Classified - Internal
Cooper Lighting Solutions Photometric Lab
1121 Highway 74 South
Peachtree City, GA 30269

Scaled Data Report



Signify Classified - Internal
Cooper Lighting Solutions Photometric Lab
1121 Highway 74 South
Peachtree City, GA 30269

Scaled Data Report



Signify Classified - Internal
Cooper Lighting Solutions Photometric Lab
1121 Highway 74 South
Peachtree City, GA 30269

Scaled Data Report



--- HS — SS

Signify Classified - Internal
Cooper Lighting Solutions Photometric Lab
1121 Highway 74 South
Peachtree City, GA 30269

Scaled Data Report



u

Signify Classified - Internal
Cooper Lighting Solutions Photometric Lab
1121 Highway 74 South
Peachtree City, GA 30269

Scaled Data Report



Signify Classified - Internal
Cooper Lighting Solutions Photometric Lab
1121 Highway 74 South
Peachtree City, GA 30269

Scaled Data Report



(END OF REPORT)